

## Modular Cooking Range Line EVO700 Half Module Electric Char-Grill Top

ITEM # \_\_\_\_\_

MODEL # \_\_\_\_\_

NAME # \_\_\_\_\_

SIS # \_\_\_\_\_

AIA # \_\_\_\_\_



372239 (Z7GREDGS0U)

Electric grill top, half module

### Short Form Specification

#### Item No. \_\_\_\_\_

To be installed on open base installations, bridging supports or cantilever systems. Heating via incoloy armoured heating elements placed below the cooking plate. Cooking surface grids in enameled cast iron, easily removable for cleaning. Exterior panels in stainless steel with Scotch Brite finish. One piece pressed work top in 1.5 mm thick stainless steel. Right-angled side edges to allow flush-fitting junction between units.

### Main Features

- Unit to be mounted on open base cupboards, bridging supports or cantilever systems.
- Heating via incoloy armoured heating elements below the cooking plate.
- Stainless steel high splash guards on the rear and sides of cooking surface. Splash guards can be easily removed for cleaning and are dishwasher-safe.
- Scraper for cleaning of grilling grids included.
- Cast iron grids can be adjusted on two levels.
- Energy regulation through a control knob.
- Heating element can be tilted frontally for easy cleaning.
- The low temperature of the external panels allow to work in safety.
- Cooking grids made in highly resistant enameled cast iron for easy cleaning.
- Suitable for countertop installation.

### Construction

- All exterior panels in Stainless Steel with Scotch Brite finishing.
- One piece pressed 1.5 mm work top in Stainless steel.
- Model has right-angled side edges to allow flush fitting joints between units, eliminating gaps and possible dirt traps.
- IPX4 water resistance certification.

APPROVAL: \_\_\_\_\_

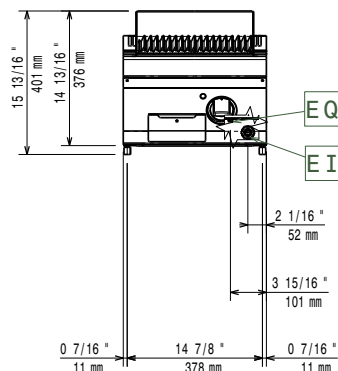
## Included Accessories

- 1 of Scraper for cast iron grills PNC 206422

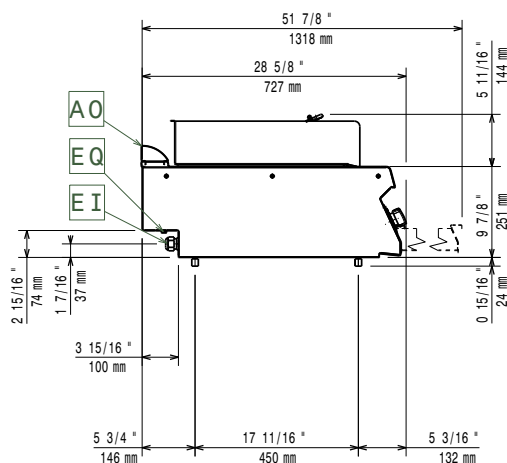
## Optional Accessories

- |   |            |                          |
|---|------------|--------------------------|
| • Junction sealing kit  | PNC 206086 | <input type="checkbox"/> |
| • Support for bridge type installation, 800 mm                    | PNC 206137 | <input type="checkbox"/> |
| • Support for bridge type installation, 1000 mm                   | PNC 206138 | <input type="checkbox"/> |
| • Support for bridge type installation, 1200 mm                   | PNC 206139 | <input type="checkbox"/> |
| • Support for bridge type installation, 1400 mm                   | PNC 206140 | <input type="checkbox"/> |
| • Support for bridge type installation, 1600 mm                   | PNC 206141 | <input type="checkbox"/> |
| • Support for bridge type installation, 400 mm                    | PNC 206154 | <input type="checkbox"/> |
| • Frontal handrail 400 mm   | PNC 206166 | <input type="checkbox"/> |
| • Frontal handrail 800 mm   | PNC 206167 | <input type="checkbox"/> |
| • Large handrail (portioning shelf) 400 mm                        | PNC 206185 | <input type="checkbox"/> |
| • Large handrail (portioning shelf) 800 mm                        | PNC 206186 | <input type="checkbox"/> |
| • Frontal handrail 1200 mm  | PNC 206191 | <input type="checkbox"/> |
| • Frontal handrail 1600 mm  | PNC 206192 | <input type="checkbox"/> |
| • Right and left side handrails                                   | PNC 206240 | <input type="checkbox"/> |
| • Chimney upstand, 400 mm   | PNC 206303 | <input type="checkbox"/> |
| • 2 side covering panels, height 250 mm, depth 700 mm             | PNC 206320 | <input type="checkbox"/> |
| • Chimney grid net, 400mm   | PNC 206400 | <input type="checkbox"/> |
| • Stainless steel grid for free standing V-shaped grills (EVO700) | PNC 206415 | <input type="checkbox"/> |
| • Kit height adjustment support grill grids                       | PNC 206418 | <input type="checkbox"/> |
| • Scraper for grids with drainage channels - top grills           | PNC 206421 | <input type="checkbox"/> |
| • Scraper for cast iron grills                                    | PNC 206422 | <input type="checkbox"/> |

#### Front

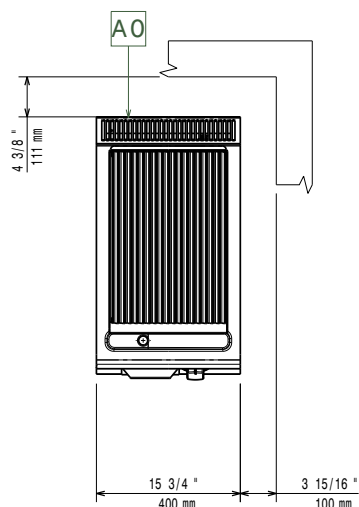


#### Side



EI = Electrical inlet (power)  
 EQ = Equipotential screw

#### Top



#### Electric

Supply voltage:	380-400 V/3N ph/50/60 Hz
Predisposed for:	380-400V 3N~ 50/60Hz
Electrical power max.:	3,6-4kW
Total Watts:	4 kW

#### Key Information:

If appliance is set up or next to or against temperature sensitive furniture or similar, a safety gap of approximately 150 mm should be maintained or some form of heat insulation fitted.

Net weight:	32 kg
Shipping weight:	41 kg
Shipping height:	530 mm
Shipping width:	460 mm
Shipping depth:	820 mm
Shipping volume:	0.2 m <sup>3</sup>
[NOT TRANSLATED]	N7GE
Cooking surface width:	316 mm
Cooking surface depth:	478 mm